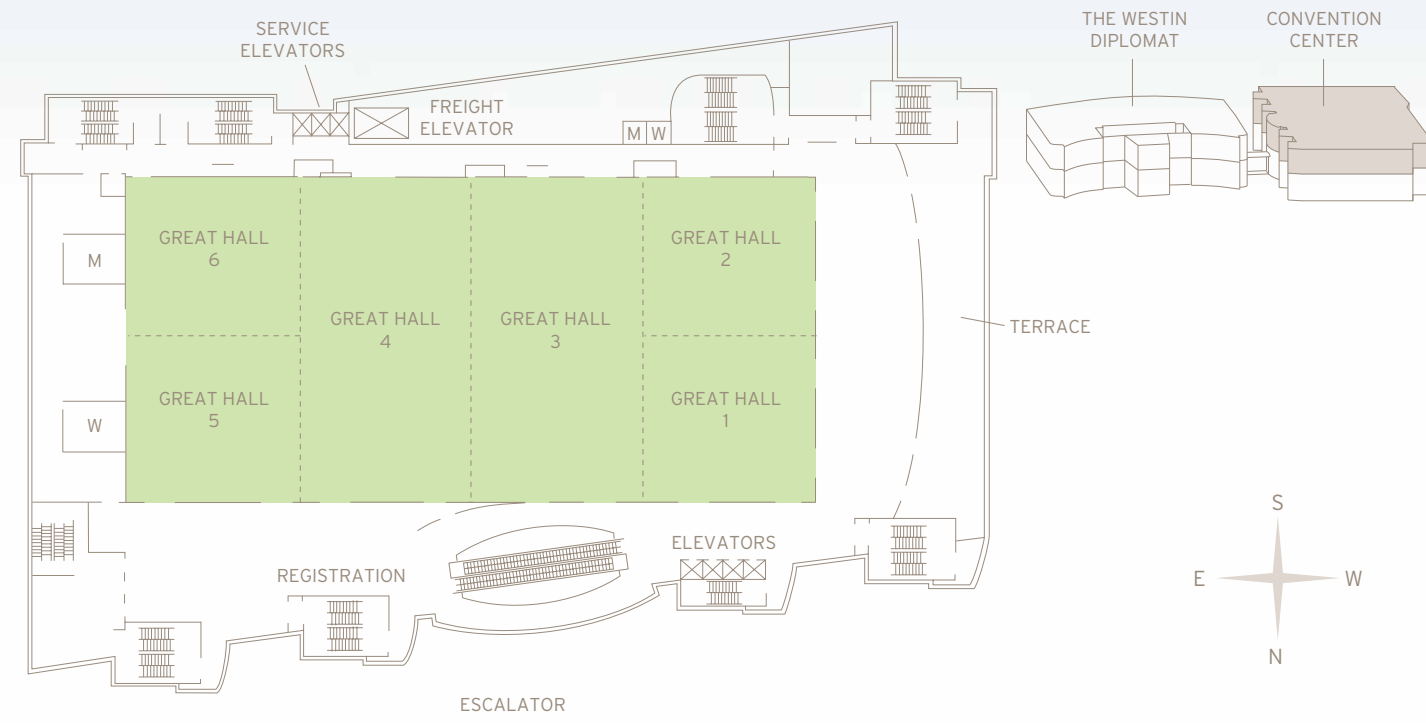


floor plans & capacity charts

CONVENTION CENTER, THIRD FLOOR

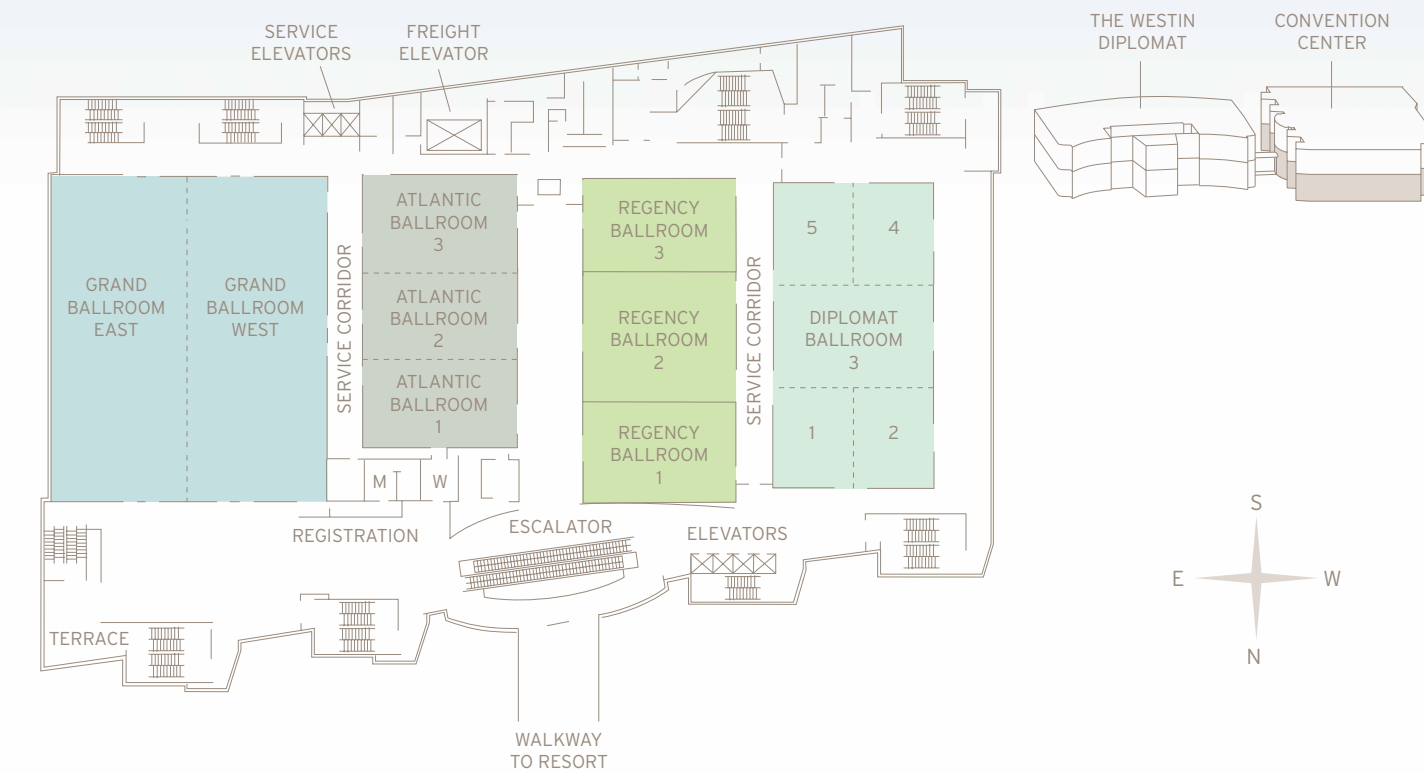


ROOM	SQUARE FT.	DIMENSIONS	CEILING HT.	CLASSROOM*	BANQUET	THEATER	RECEPTION	EXHIBIT 8X10
GREAT HALL LEVEL								
■ GREAT HALLS 1, 2, 3, 4, 5, & 6	50,100	147' X 336'	29'	2,800	3,000	5,000	5,000	312
■ GREAT HALLS 1, 2, 3, & 4 OR 3, 4, 5, & 6	37,436	147' X 251'	29'	2,100	2,250	3,600	4,050	230
■ GREAT HALLS 1, 2, & 3 OR 4, 5, & 6	25,050	147' X 167'	29'	1,400	1,500	2,400	2,700	150
■ GREAT HALLS 1 & 2 OR 5 & 6	12,664	147' X 85'	29'	700	750	1,200	1,350	70
■ GREAT HALL 3 & 4	24,772	294' X 164'	29'	1,400	1,500	2,400	2,700	150
■ GREAT HALL 3 OR 4	12,386	147' X 84'	29'	700	750	1,200	1,350	70
■ GREAT HALLS 1, 2, 5, OR 6	6,332	85' X 75'	29'	430	400	650	700	35
■ HALLS PRE-ASSEMBLY	17,000	IRREGULAR	29'	-	-	-	1,789	-
■ GREAT HALLS 1, 2, & FOYER	5,115	-	-	-	-	-	650	-
■ GREAT HALLS 1, 2, & TERRACE	5,310	-	-	-	-	-	500	-
■ GREAT HALLS 5, 6, & FOYER	3,450	-	-	-	-	-	600	-

*CLASSROOM SET UP WITH STANDARD FRONT PROJECTION RISER AND SCREEN.

floor plans & capacity charts

CONVENTION CENTER, SECOND FLOOR



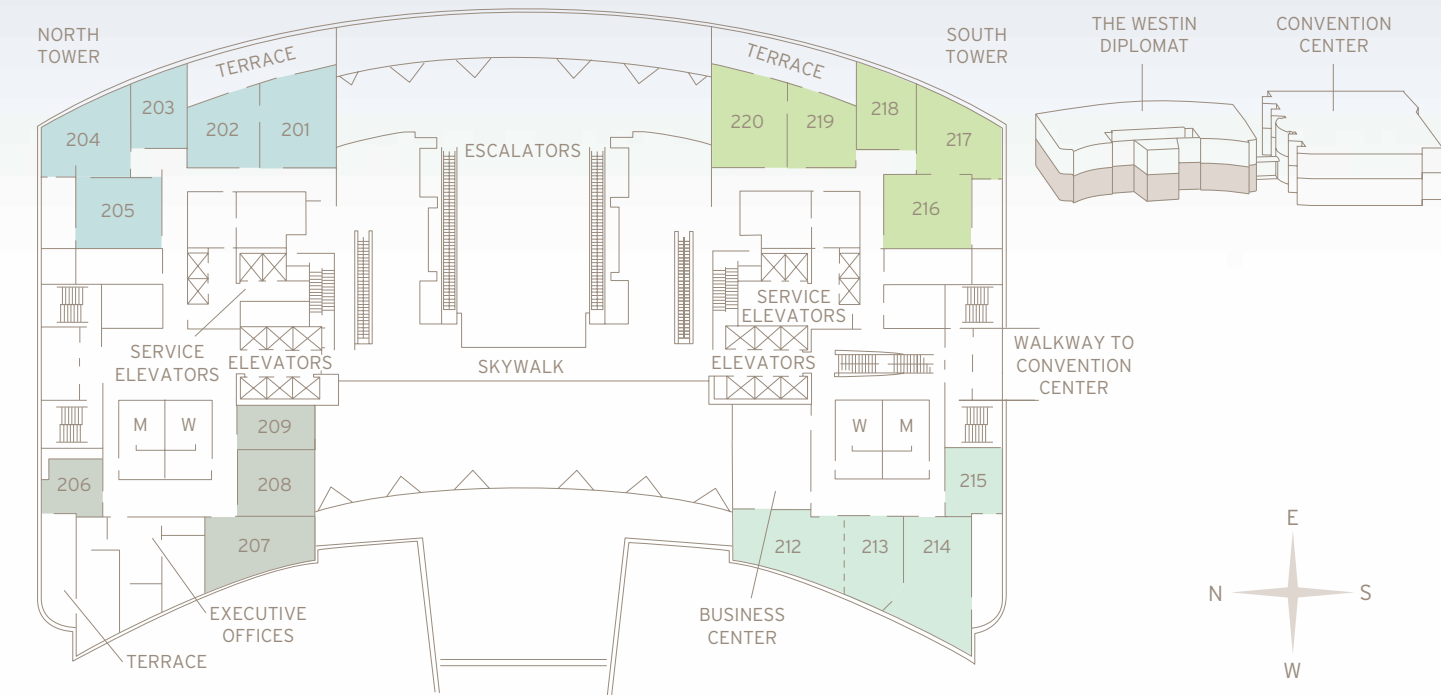
ROOM	SQUARE FT.	DIMENSIONS	CEILING HT.	CLASSROOM	BANQUET (10 PER)	THEATER	HOLLOW SQ.	RECEPTION	U-SHAPE
GRAND BALLROOM LEVEL									
■ DIPLOMAT BALLROOMS 1, 2, 3, 4, & 5	10,715	75' X 132'	23'	500	500	850	-	1,100	-
■ DIPLOMAT BALLROOMS 1, 2, & 3 OR 3, 4, & 5	7,177	75' X 96'	23'	380	360	775	-	750	-
■ DIPLOMAT BALLROOM 3	3,639	75' X 48'	23'	175	240	370	72	370	60
■ DIPLOMAT BALLROOMS 1 & 2 OR 4 & 5	3,538	75' X 48'	23'	175	230	370	70	375	60
■ DIPLOMAT BALLROOM 1 OR 2, 4 OR 5	1,769	37' X 48'	23'	80	100	175	46	175	40
■ REGENCY BALLROOMS 1, 2, & 3	11,006	71' X 152'	23'	560	780	1,050	-	1,050	-
■ REGENCY BALLROOMS 1 & 2	7,788	71' X 107'	23'	420	480	750	-	800	-
■ REGENCY BALLROOMS 2 & 3	7,645	71' X 106'	23'	420	480	750	-	800	-
■ REGENCY BALLROOM 1	3,361	71' X 46'	23'	150	180	370	62	350	70
■ REGENCY BALLROOM 2	4,427	71' X 61'	23'	200	300	475	74	475	80
■ REGENCY BALLROOM 3	3,218	71' X 45'	23'	150	180	350	62	335	70
■ ATLANTIC BALLROOMS 1, 2, & 3	9,030	72' X 125'	23'	448	600	900	-	930	-
■ ATLANTIC BALLROOMS 1 & 2	5,817	72' X 80'	23'	265	420	530	-	550	-
■ ATLANTIC BALLROOMS 2 & 3	6,187	72' X 85'	23'	282	440	550	-	575	-
■ ATLANTIC BALLROOM 1	2,843	72' X 40'	23'	132	180	285	60	285	60
■ ATLANTIC BALLROOM 2	2,974	72' X 40'	23'	132	180	285	60	285	60
■ ATLANTIC BALLROOM 3	3,213	72' X 45'	23'	150	200	300	62	300	60
■ GRAND BALLROOMS EAST & WEST	20,004	130' X 151'	23'	1,040	1,300	1,750	-	1,750	-
■ GRAND BALLROOMS EAST OR WEST	10,002	65' X 151'	23'	480	650	900	-	900	-
■ PRE-ASSEMBLY	20,000	IRREGULAR	23'	-	-	-	-	2,105	-

the westin diplomat resort & spa
floor plans & capacity charts



floor plans & capacity charts

RESORT, SECOND FLOOR

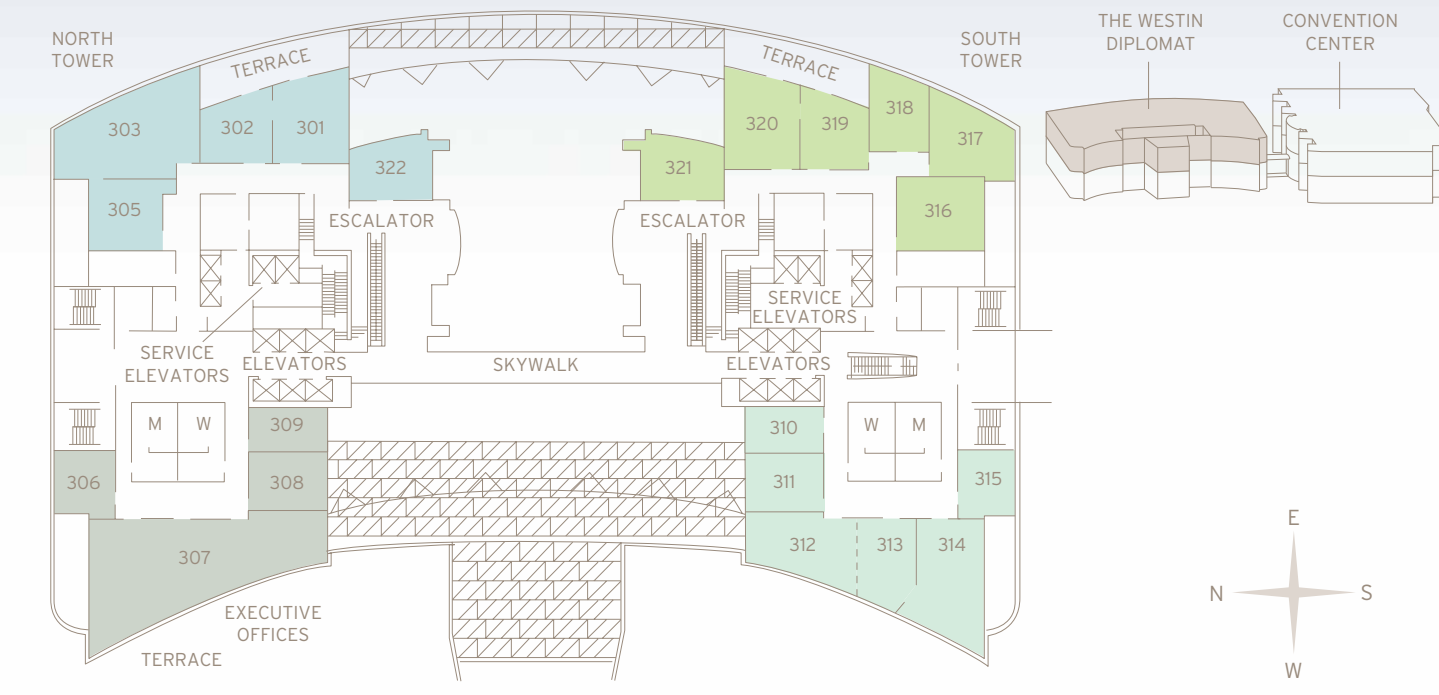


ROOM	SQ. FEET	DIMENSIONS	CLASSROOM	BANQUET (10 PER)	THEATER	CONFERENCE	RECEPTION	U-SHAPE
BREAKOUT MEETING SPACE, 2ND FLOOR								
201	845	27' X 31'	40	40	50	25	90	25
202	561	22' X 25'	24	30	40	18	60	20
203	480	22' X 22'	20	20	30	12	50	10
204	745	31' X 24'	40	40	45	20	80	25
205	712	27' X 27'	24	40	50	20	75	25
206	371	19' X 19'	12	12	20	6	40	8
207*	735	34' X 22'	*	-	-	12	-	-
208	562	28' X 20'	32	30	40	16	60	25
209*	388	24' X 16'	*	-	-	10	-	-
212	840	40' X 21'	36	50	60	25	90	15
213	615	22' X 29'	30	30	40	14	60	15
212 & 213	1,454	61' X 24'	70	90	110	40	150	30
214	1,022	24' X 44'	50	70	90	25	105	30
215	424	19' X 22'	18	12	20	10	40	8
216	712	27' X 27'	24	40	50	20	75	25
217	765	33' X 23'	40	40	55	20	80	25
218	428	18' X 24'	26	20	30	12	45	10
219	597	24' X 25'	26	30	40	20	60	15
220	845	27' X 31'	40	40	50	25	90	20

*PERMANENT CONFERENCE TABLE WITH EXECUTIVE LEATHER CHAIRS. SPECIAL NOTE: MOST MEETING ROOMS ARE NOT SQUARE, BUT UNIQUE IN SIZE AND SHAPE.

floor plans & capacity charts

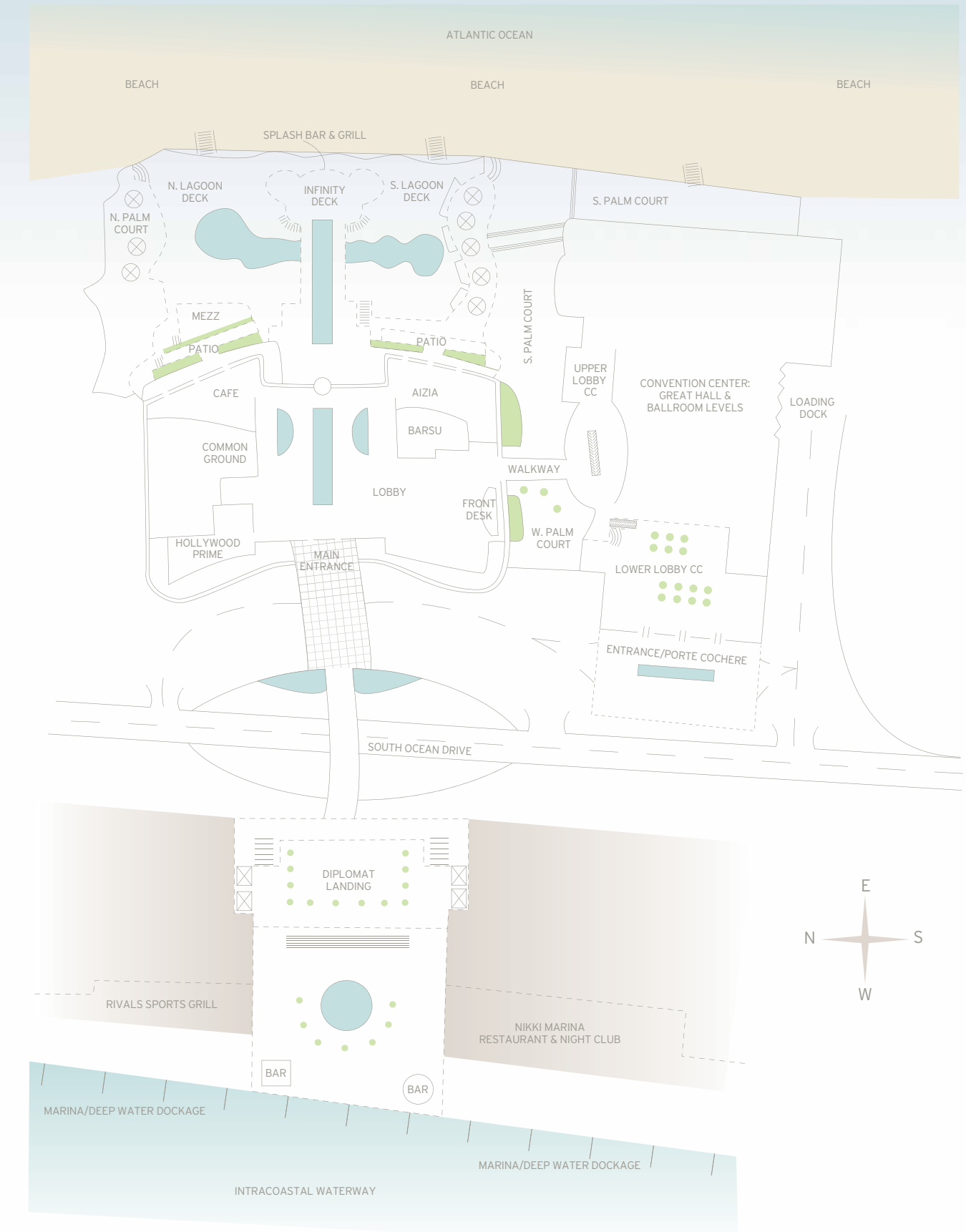
RESORT, THIRD FLOOR



ROOM	SQ. FEET	DIMENSIONS	CLASSROOM	BANQUET (10 PER)	THEATER	CONFERENCE	RECEPTION	U-SHAPE
BREAKOUT MEETING SPACE, 3RD FLOOR								
301	800	25' X 32'	35	40	55	20	80	20
302	556	22' X 26'	24	30	40	18	60	15
303	1,400	51' X 28'	70	90	130	30	140	30
305	691	26' X 26'	24	40	50	20	70	20
322*	525	26' X 20'	*	-	-	10	-	-
306	387	20' X 20'	12	12	20	6	40	8
307	2,440	79' X 31'	100	150	200	40	225	46
308	562	27' X 21'	32	30	40	16	60	25
309	324	20' X 16'	*	-	-	10	-	-
310*	324	20' X 16'	*	-	-	10	-	-
311	562	27' X 21'	32	30	40	16	60	15
312	845	41' X 21'	36	50	60	25	70	15
313	618	22' X 29'	30	30	40	14	60	15
312 & 313	1,463	61' X 24'	70	90	110	40	150	30
314	1,007	24' X 43'	50	70	90	25	105	25
315	439	19' X 23'	18	12	20	10	50	8
316	712	27' X 26'	24	40	50	20	70	25
317	735	31' X 24'	40	40	45	28	80	25
318	428	18' X 24'	26	20	30	12	45	10
319	568	22' X 26'	30	30	40	16	60	15
320	800	25' X 32'	35	40	55	20	80	20
321*	525	26' X 20'	*	-	-	10	-	-

*PERMANENT CONFERENCE TABLE WITH EXECUTIVE LEATHER CHAIRS. SPECIAL NOTE: MOST MEETING ROOMS ARE NOT SQUARE, BUT UNIQUE IN SIZE AND SHAPE.

outdoor plans



As a result of varied spacing and ample availability, outdoor function capacity can be extremely flexible. Private terrace and patio receptions beginning from 25 individuals, while beach galas can host 1,000+. Specifics should be reviewed with a Catering and/or Convention Services representative to determine food & beverage service/station needs, along with entertainment staging and lighting set ups. Please contact 954-602-8600 for more information.